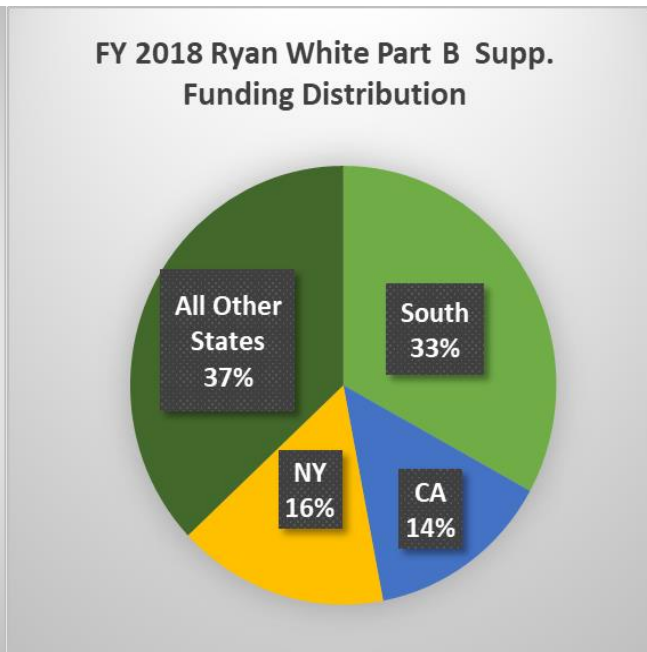
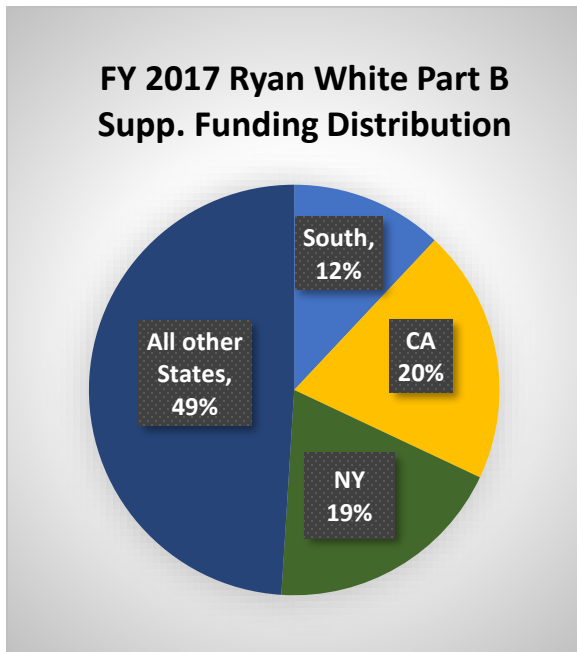
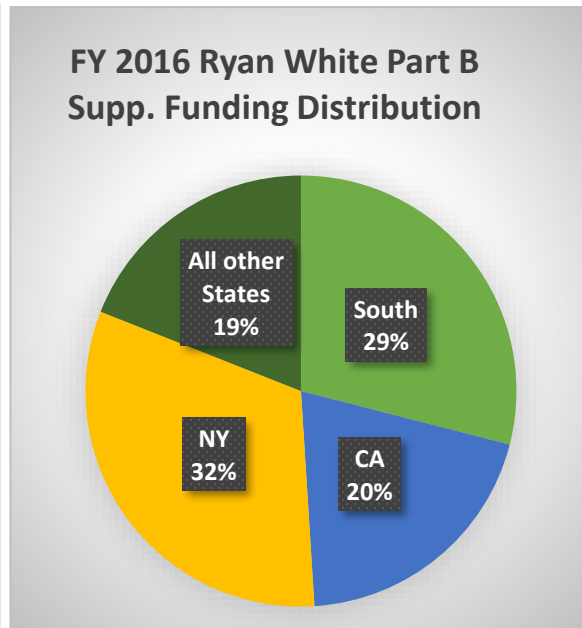
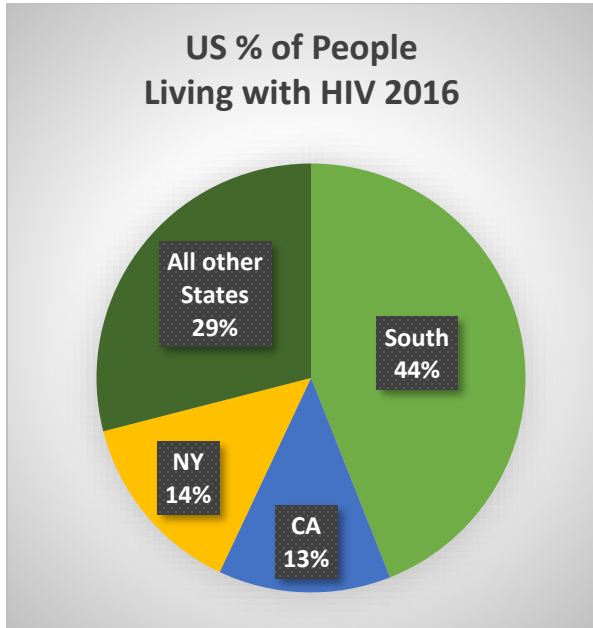




Ryan White Program, Part B Supplemental Funding, 2018

Part B Grantees in the South	FY18 Final Part B Supplemental Awards	Change from FY17
Alabama	\$12,335,911	\$ 8,335,911
Arkansas	0	0
Delaware	0	0
District of Columbia	Not eligible in 2018	0
Florida	\$20,900,239	\$ 20,900,239
Georgia	\$ 2,060,818	\$ 1,360,818
Kentucky	0	0
Louisiana	0	0
Maryland	0	0
Mississippi	\$ 3,510,443	\$ (2,864,557)
North Carolina	\$ 2,612,392	\$ (4,687,608)
Oklahoma	0	0
South Carolina	\$12,038,386	\$ 12,038,386
Tennessee	0	0
Texas	\$ 1,884,208	\$ (915,792)
Virginia	0	0
West Virginia	0	0
TOTAL--South	\$55,342,397	\$ 34,167,397
Percentage of Total-South	33%	
California	\$23,765,871	\$ (11,234,129)
New York	\$26,333,142	\$ (8,666,858)
TOTAL—CA and NY	\$45,586,122	\$ (19,900,987)
Percentage of Total (CA)	14%	
Percentage of Total (NY)	16%	

Ryan White Program, Part B Supplemental Funding, 2016-1018



*SASI website: www.southernaidsstrategy.org